

Signify Classified - Internal
Cooper Lighting Solutions Photometric Lab
1121 Highway 74 South
Peachtree City, GA 30269



Scaled data based on original data using
LM-79-08 Approved Method: Electrical and Photometric Measurements of Solid-
State Lighting Products

Test Report Prepared for
Cooper Lighting Solutions
(formerly Eaton)

Brand: INVUE

Report Number: P868533

Luminaire Tested: **EMM2-HTN-SA2C-730-U-T3**

Issue Date: 08/22/2024



Test Information

Test Method: LM-79-08
Report Number: P868533
Test Lab: INNOVATION CENTER(G3)
Issue Date: 08/22/2024
Manufacturer: COOPER LIGHTING SOLUTIONS (FORMERLY EATON)
Product Line: INVUE
Catalog Number: EMM2-HTN-SA2C-730-U-T3
Description: EPIC MODERN TALL HOUSING DISCRETE LED ARRAYS 120W 70CRI 3000K
FIXTURE w/ TYPE III DISTRIBUTION OPTIC
Light Source: (20) 3000K CCT, 70 CRI LEDS
Ballast/Driver: ELECTRONIC DRIVER

Summary

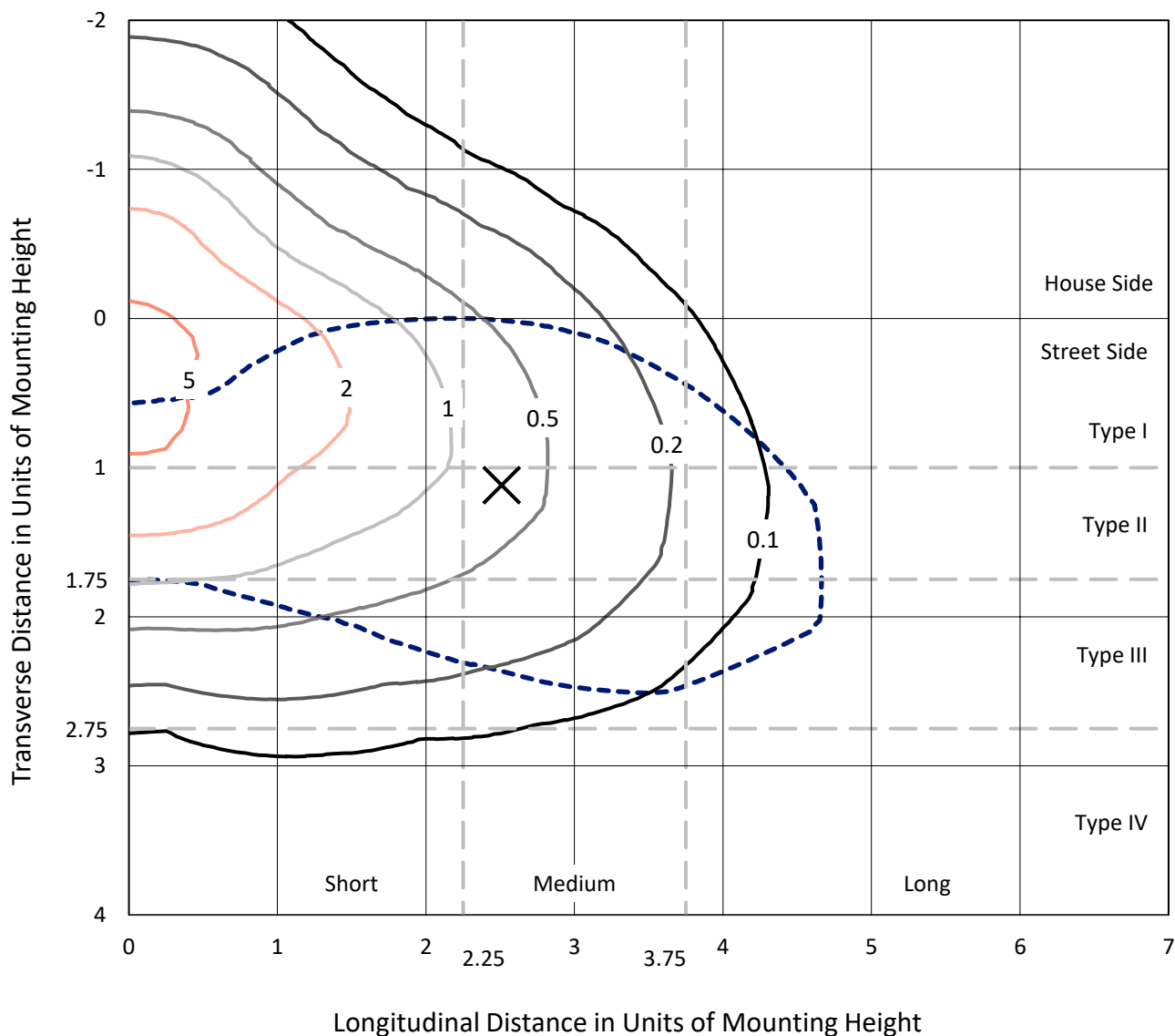
Lumens per Lamp: N/A
Luminaire Lumens: 13017 lumens
Efficiency: N/A
Efficacy: 128.9 lumens/watt
Luminous Opening: Rectangular (W 0.67' x L: 0.33' x H: 0')
IES Classification: Type III - Medium
BUG Rating: B2 - U0 - G2

Input Watts (W): 101
Input Voltage (V): 120
Input Current (A_{in}): NR
Voltage Rise (V): NR
Power Factor: 0.99
Total Harmonic Distortion (THDi): 9.45%
Frequency (hertz): 60
Stabilization Time: NR
Operation Time: NR
Ambient Temperature (°C): NR
Test Distance: 24 FT

REPORT NUMBER: P868533
 CATALOG NUMBER: EMM2-HTN-SA2C-730-U-T3

Iso-Footcandle Lines of Horizontal Illumination

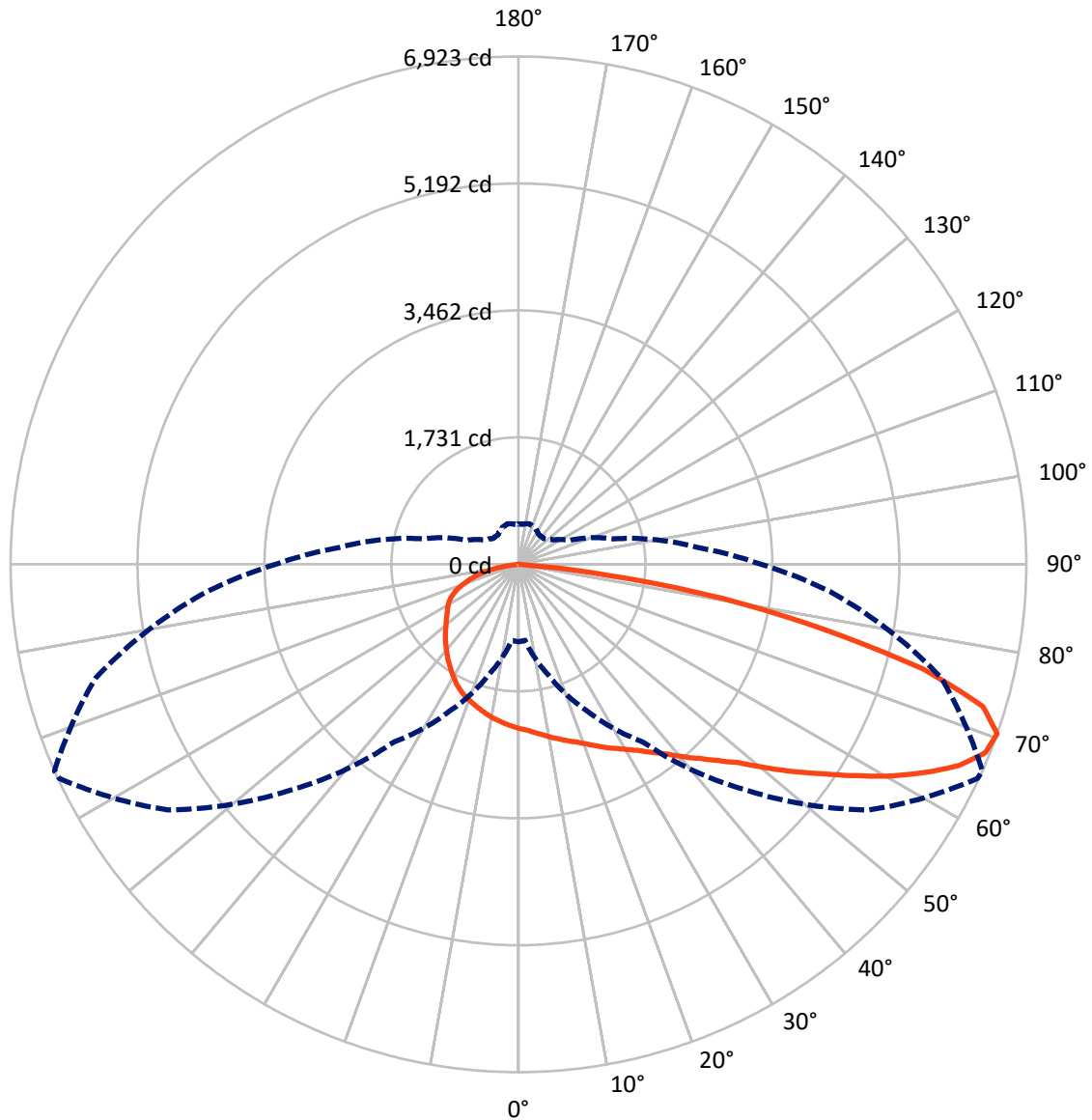
× Max cd
 - - - 1/2 Max cd



Based on 20 foot mounting height. Maximum calculated value = 6 fc
 Type III - Medium - N/A

REPORT NUMBER: P868533
CATALOG NUMBER: EMM2-HTN-SA2C-730-U-T3

Luminous Intensity Polar Plot



— Vertical Plane Through 66-Deg Lateral - - - Horizontal Cone Through 70-Deg Vertical

REPORT NUMBER: P868533
 CATALOG NUMBER: EMM2-HTN-SA2C-730-U-T3

FLUX DISTRIBUTION:

		Downward	Upward	Total
House Side	Lumens	3354.6	0.0	3354.6
	% Fixture	25.8	0.0	25.8
Street Side	Lumens	9662.5	0.0	9662.5
	% Fixture	74.2	0.0	74.2
Total	Lumens	13017.0	0.0	13017.0
	% Fixture	100.0	0.0	100.0

Coefficient of Utilization

ZONAL LUMENS:

Zone	Lumens	% Fixture
0°-10°	214.3	1.6
10°-20°	638.4	4.9
20°-30°	1072.3	8.2
30°-40°	1615.5	12.4
40°-50°	2193.3	16.8
50°-60°	2606.3	20.0
60°-70°	2659.9	20.4
70°-80°	1779.1	13.7
80°-90°	238.0	1.8
90°-100°	0.0	0.0
100°-110°	0.0	0.0
110°-120°	0.0	0.0
120°-130°	0.0	0.0
130°-140°	0.0	0.0
140°-150°	0.0	0.0
150°-160°	0.0	0.0
160°-170°	0.0	0.0
170°-180°	0.0	0.0
0°-90°	13017.0	100.0
0°-180°	13017.0	100.0

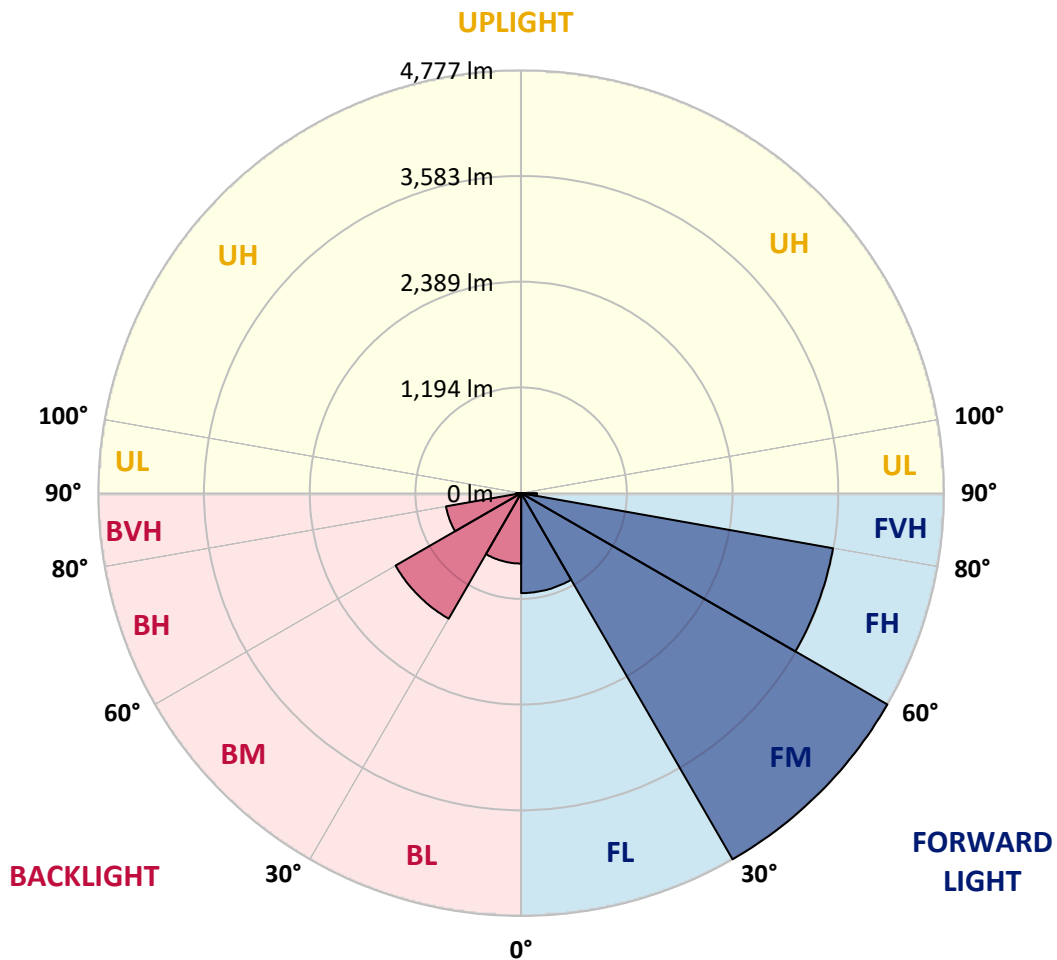


REPORT NUMBER: P868533
 CATALOG NUMBER: EMM2-HTN-SA2C-730-U-T3

LUMINAIRE CLASSIFICATION SYSTEM LUMEN TABLE AND BUG RATING:

Zone	Lumens	% Fixture	Zone Rating/Lumen Limit		
			B	U	G
FL (0°-30°)	1129.6	8.7			
FM (30°-60°)	4777.0	36.7			
FH (60°-80°)	3577.5	27.5			G2/5000
FVH (80°-90°)	178.3	1.4			G2/225
BL (0°-30°)	795.4	6.1	B2/1000		
BM (30°-60°)	1638.1	12.6	B2/2500		
BH (60°-80°)	861.4	6.6	B2/1000		G2/1000
BVH (80°-90°)	59.7	0.5			G1/100
UL (90°-100°)	0.0	0.0		U0/0	
UH (100°-180°)	0.0	0.0		U0/0	

BUG Rating: B2-U0-G2
 Type III Medium





REPORT NUMBER: P868533

CATALOG NUMBER: EMM2-HTN-SA2C-730-U-T3

CANDELA DISTRIBUTION (FULL):

	0°	5°	15°	25°	35°	45°	55°	65°	66°	75°	85°
0°	2239.6	2239.6	2239.6	2239.6	2239.6	2239.6	2239.6	2239.6	2239.6	2239.6	2239.6
2.5°	2319.8	2309.5	2301.7	2306.9	2291.4	2296.5	2278.4	2265.5	2262.9	2257.8	2252.6
5°	2392.2	2392.2	2379.3	2379.3	2361.2	2358.6	2332.8	2304.3	2304.3	2286.2	2265.5
7.5°	2469.8	2464.6	2449.1	2446.5	2425.9	2420.7	2392.2	2348.3	2345.7	2312.1	2281.0
10°	2524.1	2526.7	2516.4	2516.4	2500.9	2487.9	2446.5	2400.0	2394.8	2350.9	2301.7
12.5°	2565.5	2570.7	2568.1	2568.1	2555.2	2555.2	2508.6	2446.5	2441.4	2384.5	2314.6
15°	2609.5	2606.9	2614.6	2617.2	2612.1	2604.3	2570.7	2498.3	2495.7	2420.7	2332.8
17.5°	2648.3	2645.7	2648.3	2661.2	2663.8	2663.8	2630.2	2555.2	2544.8	2464.6	2348.3
20°	2671.5	2676.7	2687.1	2702.6	2710.3	2731.0	2702.6	2622.4	2612.1	2511.2	2381.9
22.5°	2759.5	2744.0	2751.7	2762.1	2772.4	2800.9	2775.0	2692.2	2684.5	2581.0	2420.7
25°	2909.5	2909.5	2891.4	2873.3	2860.3	2873.3	2852.6	2772.4	2767.2	2643.1	2464.6
27.5°	3170.7	3170.7	3131.9	3064.6	2979.3	2956.0	2940.5	2857.7	2842.2	2710.3	2493.1
30°	3501.7	3512.1	3442.2	3328.4	3170.7	3067.2	3028.4	2937.9	2930.2	2777.6	2537.1
32.5°	3856.0	3876.7	3825.0	3659.5	3400.9	3199.1	3137.1	3044.0	3025.9	2857.7	2594.0
35°	4174.1	4194.8	4125.0	3969.8	3638.8	3390.5	3266.4	3160.3	3150.0	2961.2	2679.3
37.5°	4432.7	4437.9	4394.0	4205.2	3837.9	3550.9	3426.7	3300.0	3279.3	3085.3	2769.8
40°	4706.9	4727.6	4683.6	4450.8	4019.0	3724.1	3587.1	3468.1	3450.0	3214.6	2855.2
42.5°	4993.9	4991.4	4991.4	4662.9	4200.0	3869.0	3760.3	3628.4	3618.1	3346.5	2948.3
45°	5169.8	5180.2	5151.7	4789.6	4466.4	4019.0	3928.4	3832.7	3814.6	3530.2	3069.8
47.5°	5213.8	5190.5	5061.2	4887.9	4766.4	4174.1	4140.5	4083.6	4042.2	3731.9	3219.8
50°	5154.3	5118.1	5043.1	4931.9	4877.6	4360.3	4355.2	4383.6	4355.2	3977.6	3393.1
52.5°	4931.9	4926.7	4913.8	4939.6	4851.7	4507.7	4598.3	4696.5	4691.4	4228.4	3574.1
55°	4463.8	4497.4	4652.6	4815.5	4753.4	4608.6	4869.8	5058.6	5037.9	4523.3	3760.3
57.5°	3985.3	4019.0	4218.1	4606.0	4657.7	4717.2	5175.0	5469.8	5436.2	4843.9	3931.0
60°	3569.0	3532.7	3731.9	4290.5	4523.3	4815.5	5477.6	5886.2	5857.7	5164.6	4106.9
62.5°	2909.5	2945.7	3263.8	3830.2	4334.5	4877.6	5725.8	6263.8	6245.7	5459.5	4249.1
65°	2301.7	2252.6	2731.0	3346.5	4008.6	4856.9	5940.5	6618.1	6605.2	5749.1	4357.7
67.5°	1564.7	1531.0	2162.1	2865.5	3566.4	4691.4	5989.6	6856.0	6861.2	5919.8	4386.2
70°	1055.2	1039.7	1554.3	2203.4	2953.4	4334.5	5837.1	6905.2	6923.3	5963.8	4259.5
72.5°	778.4	775.9	1137.9	1572.4	2198.3	3659.5	5420.7	6584.5	6618.1	5653.4	3887.1
75°	612.9	620.7	812.1	1117.2	1466.4	2707.7	4559.5	5645.7	5697.4	4882.7	3227.6
77.5°	501.7	501.7	569.0	801.7	980.2	1681.0	3279.3	4132.7	4236.2	3768.1	2485.3
80°	406.0	413.8	421.6	558.6	649.1	959.5	1908.6	2756.9	2831.9	2625.0	1794.8
82.5°	222.4	237.9	230.2	289.7	325.9	444.8	757.8	1114.7	1228.4	1094.0	814.7
85°	15.5	10.3	18.1	23.3	28.4	44.0	59.5	82.8	77.6	111.2	56.9
87.5°	2.6	2.6	2.6	5.2	5.2	7.8	10.3	10.3	10.3	10.3	10.3
90°	0.0	0.0	0.0	0.0	0.0	0.0	0.0	0.0	0.0	0.0	0.0



REPORT NUMBER: P868533

CATALOG NUMBER: EMM2-HTN-SA2C-730-U-T3

CANDELA DISTRIBUTION (continued):

	90°	95°	105°	115°	125°	135°	145°	155°	165°	175°	180°
0°	2239.6	2239.6	2239.6	2239.6	2239.6	2239.6	2239.6	2239.6	2239.6	2239.6	2239.6
2.5°	2250.0	2237.1	2216.4	2211.2	2203.4	2193.1	2182.8	2167.2	2162.1	2167.2	2172.4
5°	2252.6	2234.5	2200.9	2180.2	2159.5	2141.4	2120.7	2100.0	2087.1	2089.6	2100.0
7.5°	2260.3	2234.5	2182.8	2149.1	2115.5	2087.1	2053.4	2030.2	2014.6	2017.2	2025.0
10°	2270.7	2234.5	2172.4	2115.5	2069.0	2027.6	1994.0	1965.5	1950.0	1947.4	1950.0
12.5°	2273.3	2231.9	2149.1	2079.3	2022.4	1968.1	1931.9	1906.0	1890.5	1882.8	1887.9
15°	2281.0	2224.1	2125.9	2040.5	1970.7	1913.8	1869.8	1838.8	1828.4	1823.3	1820.7
17.5°	2291.4	2221.5	2105.2	2001.7	1919.0	1854.3	1815.5	1784.5	1771.5	1766.4	1771.5
20°	2306.9	2224.1	2081.9	1962.9	1872.4	1807.8	1763.8	1732.8	1722.4	1719.8	1717.2
22.5°	2327.6	2229.3	2063.8	1926.7	1820.7	1756.0	1712.1	1691.4	1683.6	1686.2	1686.2
25°	2348.3	2234.5	2037.9	1877.6	1766.4	1699.1	1668.1	1652.6	1657.8	1668.1	1668.1
27.5°	2366.4	2231.9	2001.7	1825.9	1701.7	1639.6	1616.4	1619.0	1631.9	1650.0	1652.6
30°	2389.6	2231.9	1962.9	1761.2	1629.3	1569.8	1564.7	1585.3	1606.0	1624.1	1624.1
32.5°	2425.9	2247.4	1931.9	1696.5	1554.3	1507.8	1531.0	1559.5	1582.8	1600.9	1606.0
35°	2487.9	2281.0	1911.2	1631.9	1481.9	1448.3	1492.2	1538.8	1554.3	1567.2	1569.8
37.5°	2547.4	2312.1	1885.3	1569.8	1406.9	1394.0	1453.4	1502.6	1505.2	1512.9	1512.9
40°	2604.3	2335.3	1851.7	1502.6	1334.5	1334.5	1404.3	1445.7	1440.5	1432.8	1435.3
42.5°	2666.4	2348.3	1812.9	1440.5	1275.0	1275.0	1331.9	1368.1	1365.5	1375.9	1383.6
45°	2741.4	2374.1	1761.2	1383.6	1212.9	1202.6	1249.1	1280.2	1319.0	1365.5	1378.4
47.5°	2844.8	2410.3	1719.8	1321.5	1161.2	1125.0	1143.1	1207.8	1251.7	1290.5	1295.7
50°	2953.4	2462.1	1683.6	1256.9	1099.1	1034.5	1050.0	1122.4	1148.3	1163.8	1171.5
52.5°	3069.8	2503.4	1652.6	1202.6	1034.5	941.4	962.1	1031.9	1050.0	1062.9	1065.5
55°	3170.7	2537.1	1613.8	1150.9	964.7	853.4	879.3	946.5	964.7	980.2	980.2
57.5°	3276.7	2568.1	1587.9	1106.9	889.7	781.0	799.1	866.4	892.2	897.4	905.2
60°	3364.6	2596.5	1564.7	1065.5	819.8	716.4	729.3	788.8	819.8	822.4	827.6
62.5°	3426.7	2614.6	1551.7	1013.8	750.0	651.7	662.1	721.5	757.8	765.5	768.1
65°	3465.5	2625.0	1528.4	946.5	690.5	597.4	597.4	656.9	693.1	711.2	716.4
67.5°	3447.4	2606.9	1466.4	869.0	636.2	543.1	540.5	600.0	631.0	641.4	644.0
70°	3307.7	2500.9	1339.7	773.3	579.3	494.0	488.8	543.1	571.5	548.3	550.9
72.5°	3023.3	2260.3	1166.4	677.6	519.8	447.4	442.2	488.8	491.4	491.4	488.8
75°	2547.4	1846.5	931.0	576.7	457.8	398.3	400.9	437.1	439.7	452.6	444.8
77.5°	1952.6	1368.1	726.7	460.3	387.9	354.3	367.2	380.2	398.3	416.4	398.3
80°	1419.8	944.0	504.3	344.0	300.0	300.0	305.2	318.1	344.0	362.1	344.0
82.5°	607.8	416.4	232.8	170.7	147.4	144.8	147.4	147.4	181.0	186.2	162.9
85°	46.6	38.8	28.4	28.4	23.3	12.9	12.9	10.3	7.8	7.8	7.8
87.5°	10.3	7.8	7.8	7.8	5.2	5.2	5.2	5.2	5.2	5.2	5.2
90°	0.0	0.0	0.0	0.0	0.0	0.0	0.0	0.0	0.0	0.0	0.0

LM-79-2019: Approved Method: Electrical and Photometric Measurements of Solid-
State Lighting Products

Report Prepared for

Cooper Lighting Solutions

Streetworks

Report Number: SP1-2407-157-4

Test Date: 08/07/2024

Luminaire Tested: MEM2-HTN-SA-40-730-U-5WQ-2

Data in this report applies to families of products including MEM2-HTN-SA-40-730-U-5WQ-2

Test Information

Test Method: LM-79-2019
 Report Number: SP1-2407-157-4
 Test Lab: COOPER LIGHTING SOLUTIONS
 Photometer: SP1 - 76IN SPHERE
 Measurement Geometry: 4π
 Issue Date: 08/20/2024
 Manufacturer: COOPER LIGHTING SOLUTIONS
 Product Line: Streetworks
 Catalog Number: **MEM2-HTN-SA-40-730-U-5WQ-2**
 Description: Epic Modern Light Square 40W 5WQ Optic and Flare Trim

Spectral Parameters

CCT (K): 3057
 CIE u': 0.2487
 CIE v': 0.5199
 Duv: -0.0002
 CIE x: 0.4326
 CIE y: 0.4020
 CIE z: 0.1654
 Peak Wavelength (nm): 593
 Dominant Wavelength (nm): 582
 Purity: 50.50735
 Rf: 74.6
 Rg: 94

CRI (Ra):	71.7		
R1:	68.1	R9:	-34.8
R2:	82.0	R10:	58.5
R3:	93.5	R11:	62.5
R4:	67.5	R12:	47.5
R5:	67.2	R13:	70.7
R6:	74.9	R14:	96.4
R7:	77.4	R15:	60.0
R8:	43.1		



Test Conditions

Stabilization Time: 21M
 Operation Time: 1H 21M
 Sphere Temperature (°C): 24.2

REPORT NUMBER: SP1-2407-157-4

Measurement and Test Equipment			
Instrument	Identification Number	Calibration Date	Calibration Due Date
Photometer	IN0058	6/18/2024	12/18/2024
Power Meter	INXT2011004	2/8/2024	2/8/2025
AC Power Source	IN0063	10/24/2023	10/24/2024
DC Power Source	IN0208	10/24/2023	10/24/2024
Sphere Thermometer	IN0085	10/24/2023	10/24/2024
Room Thermometer	IN0046	10/24/2023	10/24/2024

REPORT NUMBER: SP1-2407-157-4

CIE 1931 Chromaticity Diagram



CIE 1931 Chromaticity Diagram with 2017 ANSI 7-Step and 4-Step Quadrangles



Point lies inside the ANSI 3000K 4-step quadrangle

REPORT NUMBER: SP1-2407-157-4

Photopic Flux vs. Wavelength



Photopic Lumens: NR

λ (nm)	Power W [^] /nm	Lumens (ϕ /nm)	λ (nm)	Power W [^] /nm	Lumens (ϕ /nm)	λ (nm)	Power W [^] /nm	Lumens (ϕ /nm)	λ (nm)	Power W [^] /nm	Lumens (ϕ /nm)	λ (nm)	Power W [^] /nm	Lumens (ϕ /nm)
360	0	NR	490	104	NR	620	818	NR	750	20	NR	880	1	NR
365	0	NR	495	135	NR	625	755	NR	755	17	NR	885	0	NR
370	0	NR	500	184	NR	630	691	NR	760	15	NR	890	0	NR
375	0	NR	505	247	NR	635	625	NR	765	13	NR	895	0	NR
380	0	NR	510	309	NR	640	561	NR	770	11	NR	900	0	NR
385	0	NR	515	369	NR	645	499	NR	775	9	NR	905	0	NR
390	0	NR	520	419	NR	650	441	NR	780	8	NR	910	0	NR
395	0	NR	525	460	NR	655	388	NR	785	7	NR	915	0	NR
400	1	NR	530	492	NR	660	338	NR	790	6	NR	920	0	NR
405	3	NR	535	524	NR	665	294	NR	795	5	NR	925	0	NR
410	7	NR	540	553	NR	670	253	NR	800	4	NR	930	0	NR
415	15	NR	545	588	NR	675	218	NR	805	4	NR	935	0	NR
420	31	NR	550	625	NR	680	188	NR	810	3	NR	940	0	NR
425	60	NR	555	670	NR	685	161	NR	815	3	NR	945	0	NR
430	107	NR	560	723	NR	690	139	NR	820	3	NR	950	0	NR
435	183	NR	565	780	NR	695	118	NR	825	2	NR	955	0	NR
440	289	NR	570	837	NR	700	100	NR	830	2	NR	960	0	NR
445	460	NR	575	894	NR	705	85	NR	835	2	NR	965	0	NR
450	646	NR	580	942	NR	710	73	NR	840	1	NR	970	0	NR
455	561	NR	585	976	NR	715	62	NR	845	1	NR	975	0	NR
460	331	NR	590	998	NR	720	53	NR	850	1	NR	980	0	NR
465	238	NR	595	1000	NR	725	45	NR	855	1	NR	985	0	NR
470	178	NR	600	990	NR	730	39	NR	860	1	NR	990	0	NR
475	120	NR	605	962	NR	735	33	NR	865	1	NR	995	0	NR
480	96	NR	610	925	NR	740	28	NR	870	1	NR	1000	0	NR
485	95	NR	615	873	NR	745	24	NR	875	1	NR			

REPORT NUMBER: SP1-2407-157-4

Scotopic Flux vs. Wavelength



Scotopic Lumens: NR

S/P: 1.23

λ (nm)	Power W [^] /nm	Lumens (ϕ /nm)	λ (nm)	Power W [^] /nm	Lumens (ϕ /nm)	λ (nm)	Power W [^] /nm	Lumens (ϕ /nm)	λ (nm)	Power W [^] /nm	Lumens (ϕ /nm)	λ (nm)	Power W [^] /nm	Lumens (ϕ /nm)
360	0	NR	490	104	NR	620	818	NR	750	20	NR	880	1	NR
365	0	NR	495	135	NR	625	755	NR	755	17	NR	885	0	NR
370	0	NR	500	184	NR	630	691	NR	760	15	NR	890	0	NR
375	0	NR	505	247	NR	635	625	NR	765	13	NR	895	0	NR
380	0	NR	510	309	NR	640	561	NR	770	11	NR	900	0	NR
385	0	NR	515	369	NR	645	499	NR	775	9	NR	905	0	NR
390	0	NR	520	419	NR	650	441	NR	780	8	NR	910	0	NR
395	0	NR	525	460	NR	655	388	NR	785	7	NR	915	0	NR
400	1	NR	530	492	NR	660	338	NR	790	6	NR	920	0	NR
405	3	NR	535	524	NR	665	294	NR	795	5	NR	925	0	NR
410	7	NR	540	553	NR	670	253	NR	800	4	NR	930	0	NR
415	15	NR	545	588	NR	675	218	NR	805	4	NR	935	0	NR
420	31	NR	550	625	NR	680	188	NR	810	3	NR	940	0	NR
425	60	NR	555	670	NR	685	161	NR	815	3	NR	945	0	NR
430	107	NR	560	723	NR	690	139	NR	820	3	NR	950	0	NR
435	183	NR	565	780	NR	695	118	NR	825	2	NR	955	0	NR
440	289	NR	570	837	NR	700	100	NR	830	2	NR	960	0	NR
445	460	NR	575	894	NR	705	85	NR	835	2	NR	965	0	NR
450	646	NR	580	942	NR	710	73	NR	840	1	NR	970	0	NR
455	561	NR	585	976	NR	715	62	NR	845	1	NR	975	0	NR
460	331	NR	590	998	NR	720	53	NR	850	1	NR	980	0	NR
465	238	NR	595	1000	NR	725	45	NR	855	1	NR	985	0	NR
470	178	NR	600	990	NR	730	39	NR	860	1	NR	990	0	NR
475	120	NR	605	962	NR	735	33	NR	865	1	NR	995	0	NR
480	96	NR	610	925	NR	740	28	NR	870	1	NR	1000	0	NR
485	95	NR	615	873	NR	745	24	NR	875	1	NR			

REPORT NUMBER: SP1-2407-157-4

Melanopic Flux vs. Wavelength



Melanopic Lumens: NR

M/P: 2.27

λ (nm)	Power W [^] /nm	Lumens (φ/nm)	λ (nm)	Power W [^] /nm	Lumens (φ/nm)	λ (nm)	Power W [^] /nm	Lumens (φ/nm)	λ (nm)	Power W [^] /nm	Lumens (φ/nm)	λ (nm)	Power W [^] /nm	Lumens (φ/nm)
360	0	NR	490	104	NR	620	818	NR	750	20	NR	880	1	NR
365	0	NR	495	135	NR	625	755	NR	755	17	NR	885	0	NR
370	0	NR	500	184	NR	630	691	NR	760	15	NR	890	0	NR
375	0	NR	505	247	NR	635	625	NR	765	13	NR	895	0	NR
380	0	NR	510	309	NR	640	561	NR	770	11	NR	900	0	NR
385	0	NR	515	369	NR	645	499	NR	775	9	NR	905	0	NR
390	0	NR	520	419	NR	650	441	NR	780	8	NR	910	0	NR
395	0	NR	525	460	NR	655	388	NR	785	7	NR	915	0	NR
400	1	NR	530	492	NR	660	338	NR	790	6	NR	920	0	NR
405	3	NR	535	524	NR	665	294	NR	795	5	NR	925	0	NR
410	7	NR	540	553	NR	670	253	NR	800	4	NR	930	0	NR
415	15	NR	545	588	NR	675	218	NR	805	4	NR	935	0	NR
420	31	NR	550	625	NR	680	188	NR	810	3	NR	940	0	NR
425	60	NR	555	670	NR	685	161	NR	815	3	NR	945	0	NR
430	107	NR	560	723	NR	690	139	NR	820	3	NR	950	0	NR
435	183	NR	565	780	NR	695	118	NR	825	2	NR	955	0	NR
440	289	NR	570	837	NR	700	100	NR	830	2	NR	960	0	NR
445	460	NR	575	894	NR	705	85	NR	835	2	NR	965	0	NR
450	646	NR	580	942	NR	710	73	NR	840	1	NR	970	0	NR
455	561	NR	585	976	NR	715	62	NR	845	1	NR	975	0	NR
460	331	NR	590	998	NR	720	53	NR	850	1	NR	980	0	NR
465	238	NR	595	1000	NR	725	45	NR	855	1	NR	985	0	NR
470	178	NR	600	990	NR	730	39	NR	860	1	NR	990	0	NR
475	120	NR	605	962	NR	735	33	NR	865	1	NR	995	0	NR
480	96	NR	610	925	NR	740	28	NR	870	1	NR	1000	0	NR
485	95	NR	615	873	NR	745	24	NR	875	1	NR			

Summary

$R_f = 74.6$
 $R_g = 94$
 $CIE R_a = 71.7$
 $R_9 = -34.8$



Color Vector Graphics



Individual Sample Fidelity Index ($R_{f,i}$)

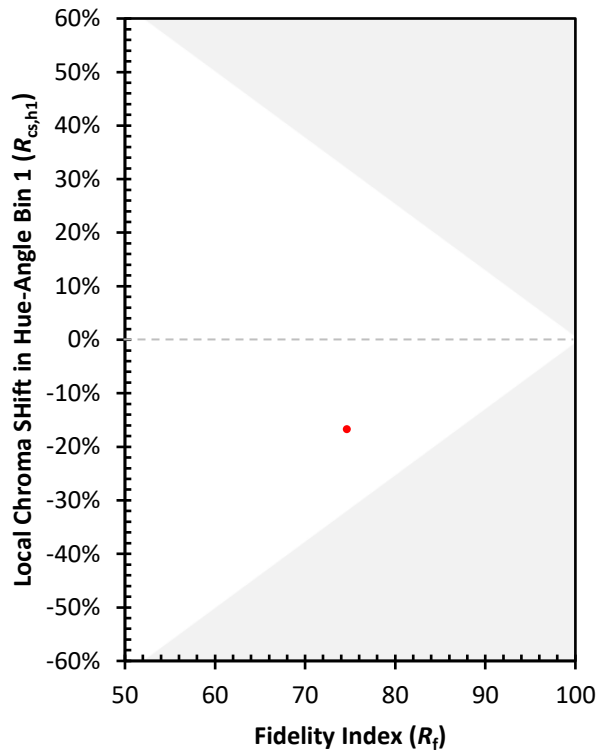
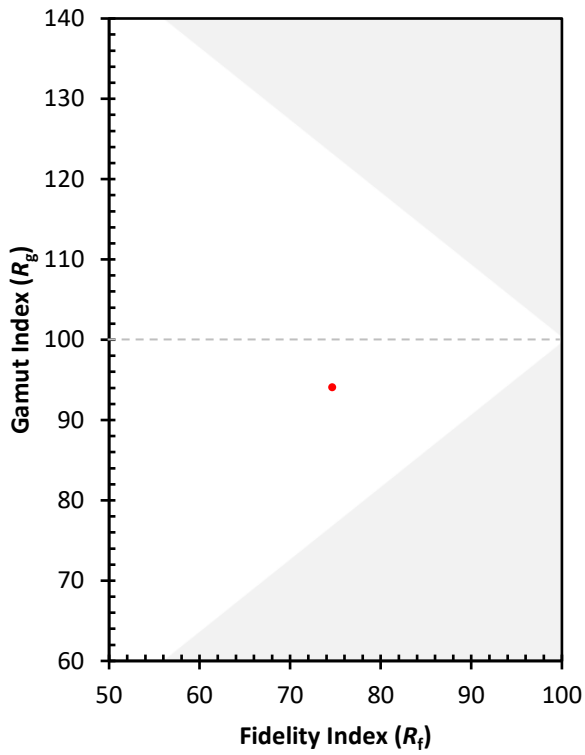
CES01 = 86	CES26 = 65	CES51 = 87	CES76 = 58
CES02 = 62	CES27 = 89	CES52 = 85	CES77 = 76
CES03 = 31	CES28 = 84	CES53 = 77	CES78 = 61
CES04 = 71	CES29 = 68	CES54 = 85	CES79 = 86
CES05 = 49	CES30 = 83	CES55 = 84	CES80 = 83
CES06 = 51	CES31 = 71	CES56 = 74	CES81 = 73
CES07 = 41	CES32 = 64	CES57 = 74	CES82 = 93
CES08 = 40	CES33 = 78	CES58 = 75	CES83 = 91
CES09 = 29	CES34 = 75	CES59 = 85	CES84 = 88
CES10 = 76	CES35 = 87	CES60 = 90	CES85 = 75
CES11 = 59	CES36 = 92	CES61 = 81	CES86 = 64
CES12 = 65	CES37 = 84	CES62 = 89	CES87 = 77
CES13 = 43	CES38 = 92	CES63 = 75	CES88 = 80
CES14 = 74	CES39 = 96	CES64 = 65	CES89 = 67
CES15 = 71	CES40 = 92	CES65 = 64	CES90 = 80
CES16 = 47	CES41 = 93	CES66 = 60	CES91 = 78
CES17 = 50	CES42 = 86	CES67 = 58	CES92 = 56
CES18 = 56	CES43 = 77	CES68 = 66	CES93 = 73
CES19 = 73	CES44 = 99	CES69 = 75	CES94 = 49
CES20 = 66	CES45 = 85	CES70 = 60	CES95 = 66
CES21 = 87	CES46 = 81	CES71 = 56	CES96 = 76
CES22 = 79	CES47 = 86	CES72 = 85	CES97 = 82
CES23 = 92	CES48 = 75	CES73 = 52	CES98 = 76
CES24 = 91	CES49 = 79	CES74 = 95	CES99 = 64
CES25 = 73	CES50 = 86	CES75 = 60	



Color Rendition by Hue-Angle Bin



Measure Comparisons



(END OF REPORT)